



Fiery® JobFlow™

Prepress workflow automation for display graphics markets

Automate for
pure profit



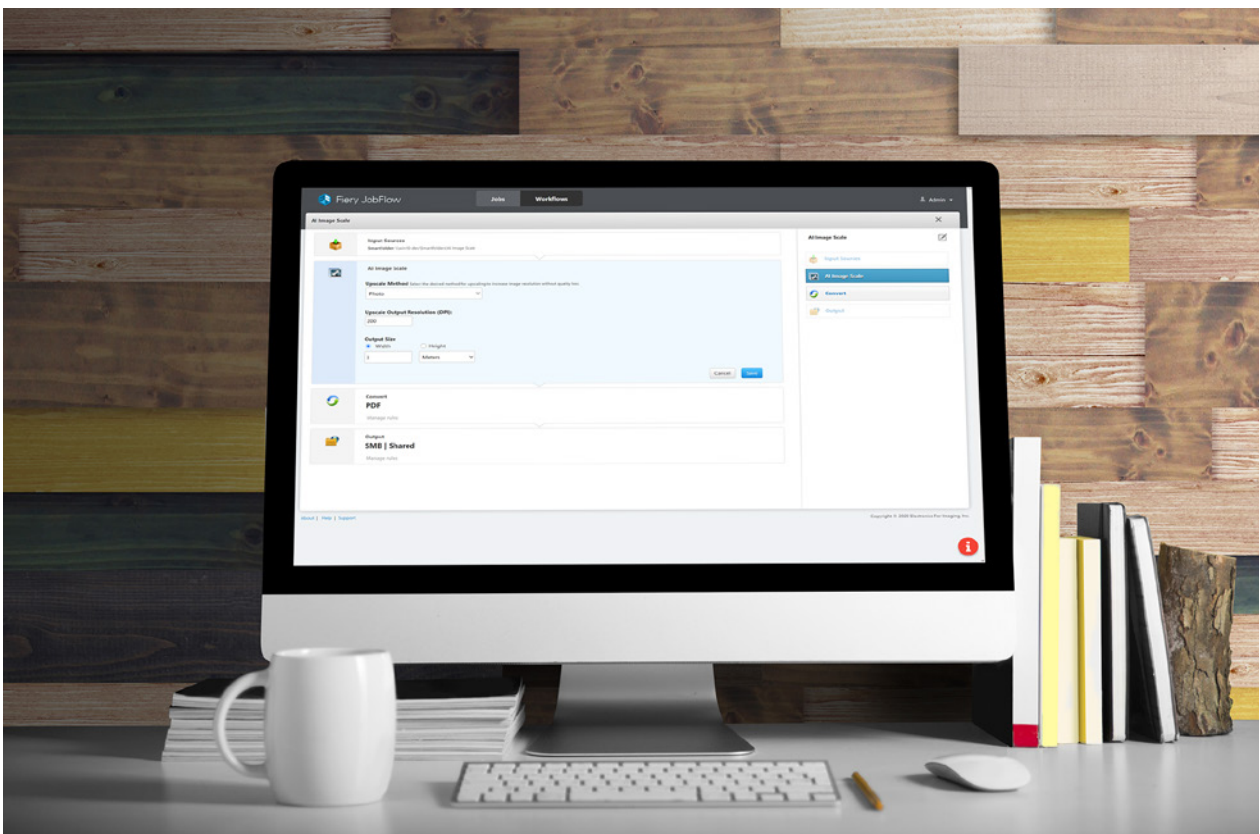
What if you could...

- Automate the most mundane and tedious tasks so you don't have to waste time doing them over and over again
- Reduce the average clicks required to submit a job from 15 to 1
- Significantly reduce human errors in job setup
- Create workflows by yourself, based on your specific needs, without hiring an IT consultant
- Use the printer workflow and media setting you've already created to further automate your operation

Don't lose another minute or waste another click. You can increase productivity and raise quality with the same staff and equipment. Get going with Fiery JobFlow™ today.

Don't touch what you can automate

Yes, we have all heard it before — automation is intimidating, too complex, confusing, and expensive. The fact is, it doesn't have to be. Whether you start small by saving the print settings of a job in a printer workflow, configuring job properties in a hot folder or virtual printer, or jump straight into workflow automation with Fiery JobFlow, one thing is clear — automation can help you improve efficiency, stay competitive, and grow profits.



Set up once and move on

Picture this — you’ve just spent 20 minutes setting up, preflighting, correcting, and laying out a job. Now you have to do it all over again on the next job. Wouldn’t it be nice to save your workflow so that the next time you run a similar job, you can just “submit” and be done?

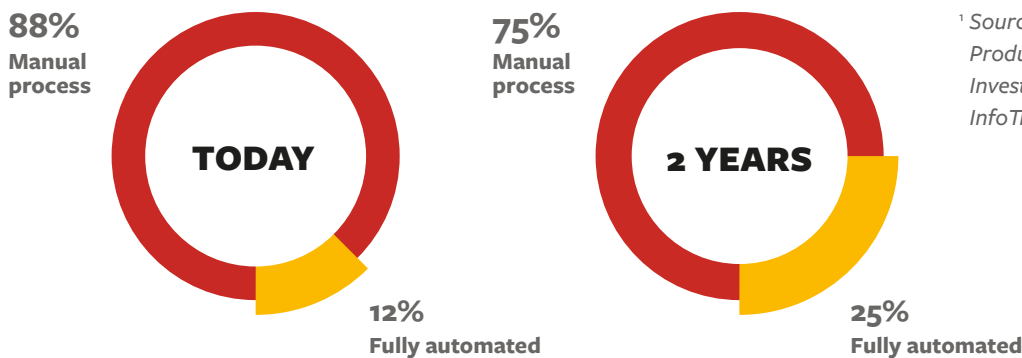
Make the first job setup count with Fiery JobFlow, a workflow solution that lets you fully automate job

preparation steps. It not only eliminates repetitive manual setup, but also reduces the potential for errors. Produce ready-to-print files with the fewest touch points by creating a single workflow for a specific job type and use it over and over again. Just do one for each of your most common job types, and watch your productivity soar.

Stay competitive with automation

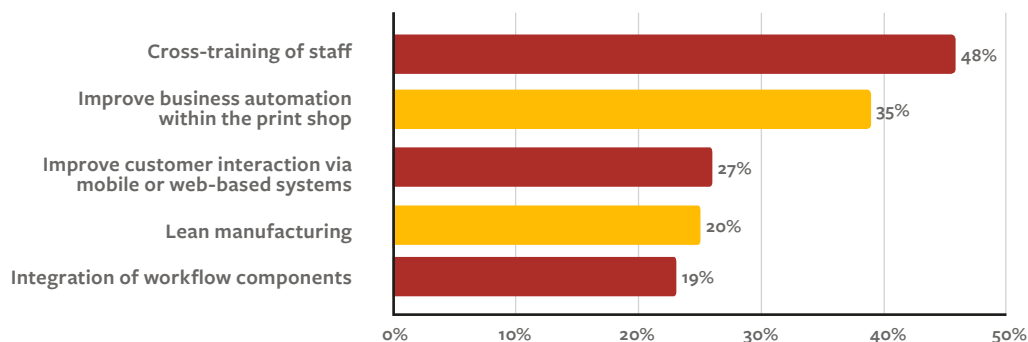
Print service providers like you say **improving business automation within the print shop** is one of their top workflow initiatives, in addition to **lean manufacturing** and **integration of workflow components**¹. These providers recognise the need for automation to keep up with aggressive deadlines. Do you?

Today, only 12% of jobs are produced without intervention. But print service providers expect a 108% growth in jobs becoming fully automated between today and in two years¹. How many of your jobs are printed without touch points? Imagine the opportunity to increase your production volume by increasing automation.



¹ Source: 2020 North American Production Software Investment Outlook, InfoTrends, 2020.

What are your top five workflow initiatives?

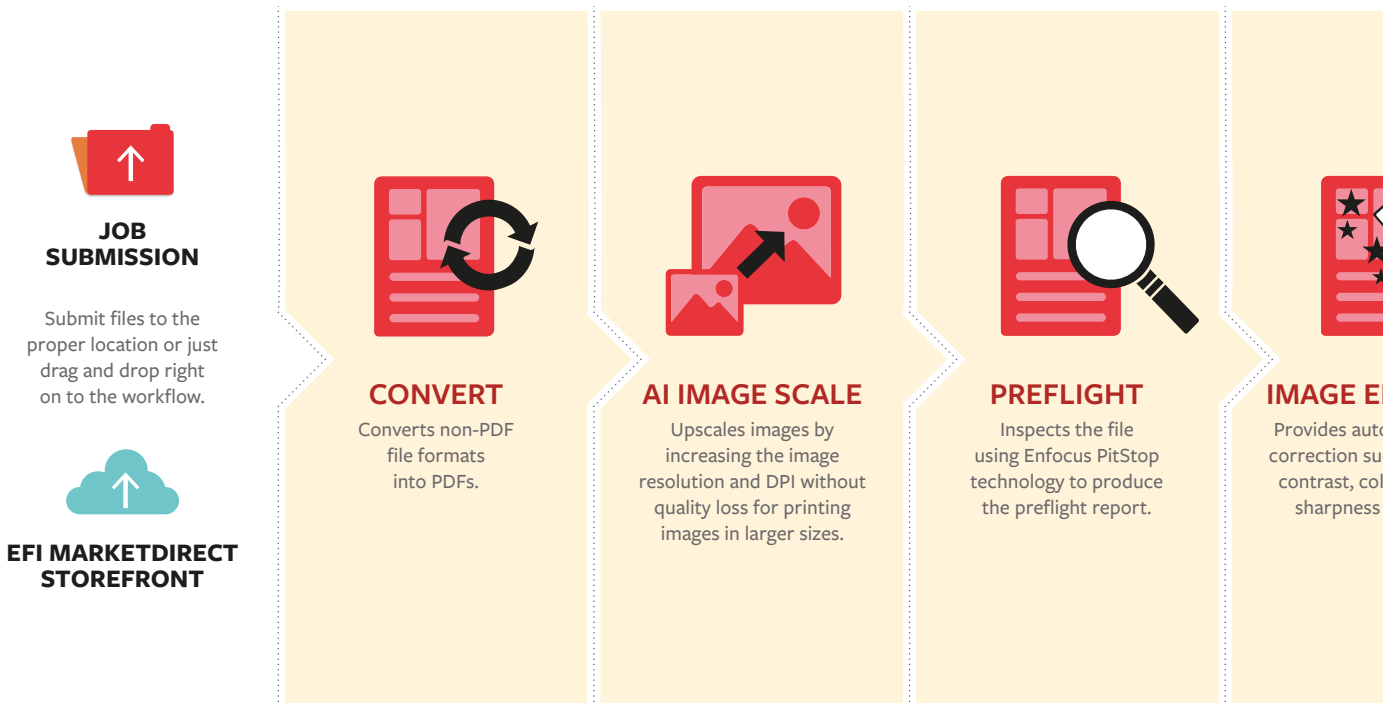


N = 109 Respondents
Source: 2020 North American Production Software Investment Outlook, Info Trends, 2020.

Get ready to print. Quickly. Easily. Consistently.

Fiery JobFlow lets you automate the production of common jobs and project types. Get print-ready jobs quickly and easily, and achieve consistent results.

Fiery JobFlow Workflow and Modules



CONFIGURABLE RULES

Set up rules in the modules based on *If... then...* principles to trigger an action based on a condition.



Move



Copy



eMail

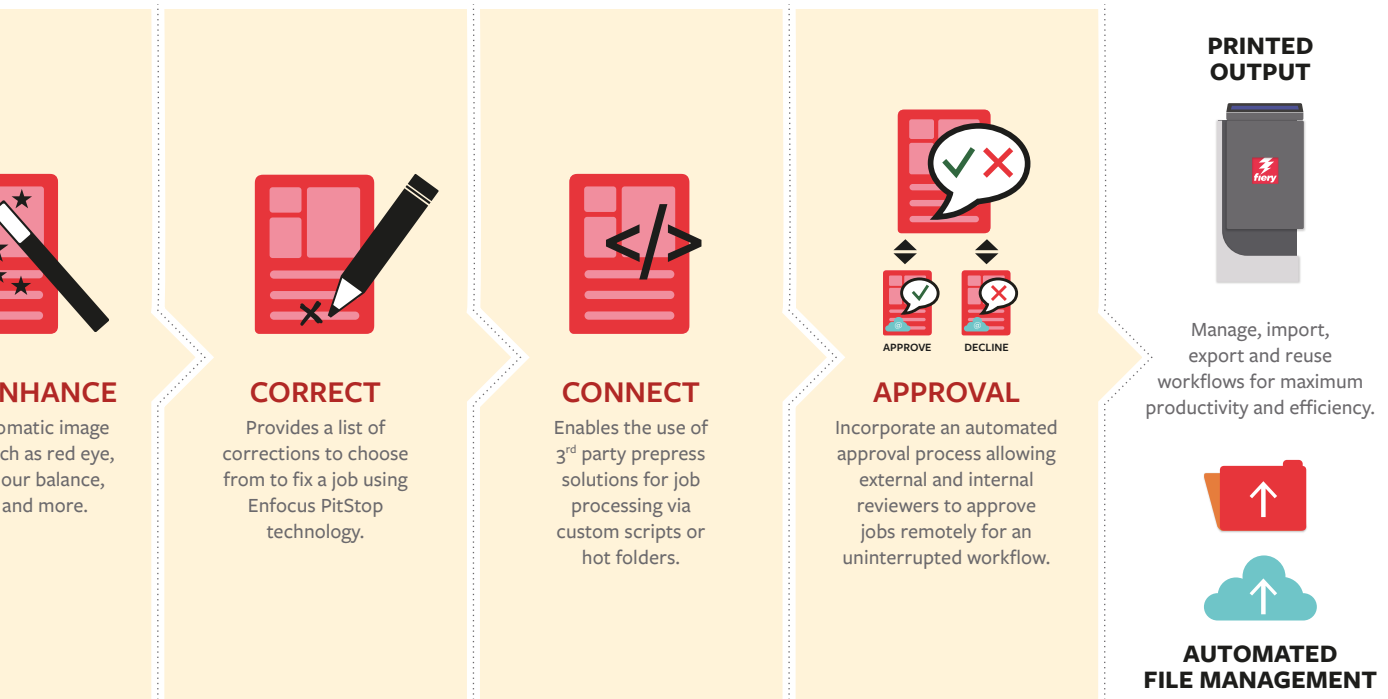


Archive

- Submit multiple jobs and intelligently route them to other workflows
- Receive email notifications on the job processing steps that are important to you
- Archive jobs at various processing stages for later reuse

Use Fiery JobFlow to:

- Perform essential job processing tasks such as PDF conversion, image enhancement and scaling, inspect and correct jobs using Enfocus PitStop technology, and more
- Eliminate repetitive manual setup and reduce the potential for human errors
- Process jobs to deliver ready-to-print files with minimal touch points



Get ready for more profit

Eliminate mind-numbing, time-consuming manual tasks and resource waste with easy-to-set-up automation. Focus your time on higher-profit services instead for your continued success.

ALWAYS BE ONE CLICK AWAY FROM READY-TO-PRINT FILES

Create your own workflow in minutes, not hours. Make your initial workflow setup count. Reuse it to save time and make more money. Process jobs in one click.

REDEPLOY STAFF TO BRING IN NEW BUSINESS

Automate your most common job types to free up your staff time. Assign them on higher-value jobs. Train them on setting up new service offerings.



MAKE YOUR WORKFLOW WORK FOR YOU

Increase productivity and avoid costly surprises with well structured workflow process. Modify existing workflows and create new ones to address changing customer requirements quickly. Provide your staff with a consistent process to get files ready to print with the same quality and efficiency.

ENGAGE CUSTOMERS FASTER

Build approvals directly into your workflow for immediate customer engagement. Eliminate bottlenecks and avoid long delays in job processing. Shorten customer approval cycle and improve customer interaction and satisfaction.

STAY IN CONTROL OF YOUR WORKFLOW AT ALL TIMES

Monitor production closely, even when you are offsite. Find out about issues instantly, to address them quickly. Choose to be notified only about the jobs you want, and on the specific stages of the workflow you care about.

Fiery JobFlow awards and accolades



2019 PRODUCT OF THE YEAR

2019 Product of the Year award recipient in the Software — Workflow / MIS / CRM category from Specialty Graphic Imaging Association (SGIA).



2016 READER'S CHOICE TOP PRODUCT

2016 Printing New Readers' Choice Top Product award recipient in the Production Automation Software category.

Achieve the power of one click

Time is money. The more time you save with automation, the more money you make. Set up your own workflow in minutes, not hours. Or download a pre-configured workflow from the EFI™ library of sample workflows at resources.efi.com/jobflow-dg/library and import it, customise it, and start using it in less than 5 minutes. Then, for most jobs, it just takes one click to send your job through the workflow to print.

Hear other print shops' experience

Allegra Tampa Downtown uses JobFlow to connect to their digital presses, offset presses, and large format printers.

“ Fiery JobFlow allowed us to take on more profitable projects that we actually have a little more fun with. ”



Jeff Routman, owner of Allegra Tampa Downtown

[HEAR MORE>>](#)

A commercial printer in Italy receives a lot of requests to print dissertations for the local university and needed a better workflow.

“ After many years of trying to achieve the smoothest workflow possible, Fiery JobFlow helped us unify and automate the workflow for small and large format work. ”



Sascha Rossi, planning lead of Copisteria Universale

[HEAR MORE>>](#)

Technical specifications

Minimum requirements

Check the minimum requirements at fiery.efi.com/jobflow-dg/specifications.

Support and maintenance

A one-year Software Maintenance and Support Agreement (SMSA) is included with the purchase of Fiery JobFlow. The SMSA entitles you to the latest updates and upgrades. You can also access EFI technical support by phone and email.

Installation

Download and install Fiery JobFlow through the Fiery Software Manager.

The application is installed on a Windows computer and acts as a Fiery JobFlow server. After successful installation, you can access JobFlow from a shortcut on your desktop or from your favourite browser.

Get Fiery JobFlow

Find out more about all the things you can do with Fiery JobFlow, quickly and easily. See more online at fiery.efi.com/jobflow-dg, or contact your Fiery reseller.

Try Fiery JobFlow for free

Learn how you can try Fiery JobFlow for free at fiery.efi.com/jobflow-dg/freetrial30.

We develop breakthrough technologies for the manufacturing of signage, packaging, textiles, ceramic tiles, building materials and personalised documents, with a wide range of printers, inks, digital front ends, and a comprehensive business and production workflow suite that transforms and streamlines the entire production process, increasing your competitiveness and boosting productivity. Visit www.efi.com or call 0808 101 3484 (UK only) or +44 (0)1246 298000 (UK), or +61 (0) 7 3625 9200 (ANZ and Asia Pacific) for more information.



Nothing herein should be construed as a warranty in addition to the express warranty statement provided with EFI products and services.

AutoCal, Auto-Count, Best Eye, ColorGuard, ColorPASS, ColorRight, ColorWise, Command WorkStation, Cretachrom, Cretaprint, the Cretaprint logo, Cretaprinter, Cretaroller, Digital StoreFront, Divisional Graphics, Distancing Graphics, DocBuilder, Dynamic Wedge, EDOX, EFI, the EFI logo, Electronics For Imaging, EPCount, EPPhoto, EPRegister, EPStatus, Estimate, FabriVu, Fast-4, FASTRIP, FASTDRIVE, Fiery, the Fiery logo, Fiery Compose, Fiery Driven, the Fiery Driven logo, Fiery DesignPro, Fiery Edge, Fiery Impose, Fiery ImageViewer, Fiery Intensify, Fiery JobExpert, Fiery JobFlow, Fiery JobMaster, Fiery Navigator, Fiery Prints, the Fiery Prints logo, FreeForm, GameSys, Hagen, InkIntensity, Inkware, IQ, iQuote, LapNet, Lector, Logic, MarketDirect StoreFront, MarketDirect VDP, MarketDirect Cross Media, Metrics, Metrix, MicroPress, Monarch, Monarch Planner, OneFlow, Optima, Optitex, Organizing Print, Pace, Pecas, Pecas Vision, PC-Topp, PressVu, PrinterSite, PrintFlow, PrintMe, the PrintMe logo, PrintSmith, PrintSmith Site, PrintSmith Vision, PrintStream, Profile, Process Shipper, Prograph, ProGraphics, PSI, PSI Flexo, Radius, RIPChips, RIP-While-Print, SafeGuard Graphics, Spot-On, Spot Pro, Synchro 7, Technique, UltraDrop, UltraPress, UltraTex, UltraVu, UV Series 50, VisualCal, VUTEK, the VUTEK logo, and WebTools are trademarks or registered trademarks of Electronics For Imaging, Inc. and/or its wholly owned subsidiaries in the U.S. and/or certain other countries.

All other terms and product names may be trademarks or registered trademarks of their respective owners and are hereby acknowledged.

© 2022 ELECTRONICS FOR IMAGING, INC. ALL RIGHTS RESERVED. | WWW.EFI.COM

FTLo33-09.21_UK